

Available Information


- **Schedule**
- **Progress Report**
- **Report Card**
- **Attendance**

Portal Etiquette (Appropriate use of the portal)

The parent portal will allow you instant access to your child's academic information, including individual classroom assignments and corresponding grades. However, grades are only shown after teachers have finished entering them and have published them to the portal. Certain assignments such as tests, projects, or long writing assignments take more time to grade. While we encourage parents to be actively involved in their child's education, we also caution parents from calling or emailing a teacher to inquire as to when a particular assignment's grade will be posted to the portal. Requests of this nature take valuable time away from the teacher's normal out of class responsibilities of grading, providing extra help and preparing for upcoming classes. Concerns regarding grades should first be discussed between you and your child. If questions still exist, please feel free to contact the teacher at the school for further discussion.

Newfane Central School District

Parent Portal Orientation



Parent Portal Technical Support

Email

pyoung@newfanecentralschools.org

eSchoolData Parent Portal

The Parent Portal provides you with 24/7 access to your child's academic information. No longer will you have to wait for the mail to arrive. With a parent portal account, you may log on at any time to view information regarding your child's schedule, grades, and attendance.

A parent portal account provides you with a sort of one-stop shopping no matter how many children you have in the district or which buildings your children attend. The computer does all the work of matching you up with your children and only your children. The family oriented design of the database only requires a single login account for access to information for all children in the family.

Portals are turned off during summer months as new schedules are built. The portal is turned back on in late August when schedules are mailed home.

We encourage parents to take part in the parent portal by submitting their request today!



Enjoy instant 24/7 access to your child's academic information.

New Portal Accounts

To create a new account, please visit our site at (www.newfane.wnyric.com) and hover over 'Parents' in the blue banner. Select 'Parent Portal' from the dropdown menu.


You must fill out a Newfane Parent Enrollment Form if this is your first time requesting an account.

An account cannot be set up until a completed paper form is on file at your child's school.

Steps to Request a New Account



Parent Requests an Account

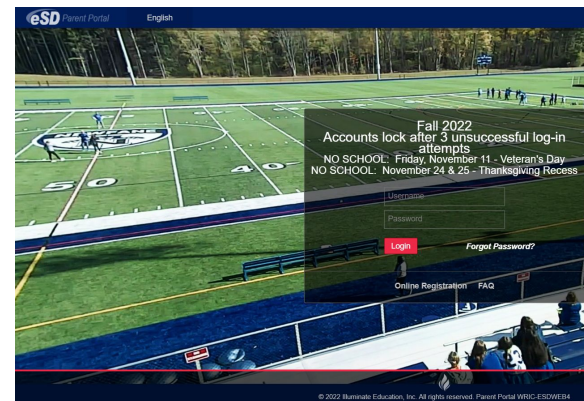


Parent Downloads and Prints the Enrollment Form



Parent requests the form at their child's school

Form is returned to the main office of their child's school and reviewed by the district. An email is sent to the email provided on the form with login information.



**Parent Portal Login Screen
(make sure it says Parent
Portal in top left corner)**

Using Portal Accounts

To log into your portal account, please visit the district website and hover over 'Parents' and click on 'Parent Portal'.

Once at the login page, use the username and password that were emailed to you when you originally enrolled. If you've forgotten your username or password you may reset this information by clicking 'Forgot Password'. You will need to know and have access to the email you used to originally create the account.

To view academic information about your child, you must first select the child from the list on the home page. Once a child is selected, a tabbed browsing screen will display. These tabs include Report Cards, Progress Reports, Schedules, Attendance, etc. To view this information, click on the tabs.